

Special Education Intern and Student Teacher
Lesson Reflection Form

Student's Name: Will McTarsney **RSP** SDC Inclusion Grade: K-5

Lesson Objective: one-on-one meeting with ULV supervisor

Site Supervisor: Mrs. Colleen ULV Supervisor: Mary Collins

Review:

This was a one-on-one conversation with the ULV Supervisor- we focused on assessing students and planning for the next steps in the remaining observations.

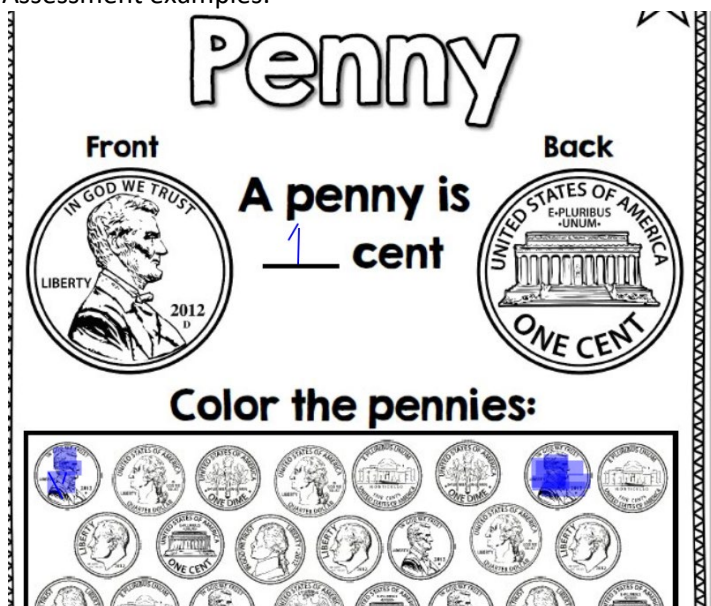
Reaction:

The conversation was very useful in indicating that I take into consideration the common core standards, the needs of the students (within their learning preferences and strengths) and adapting my approaches (such as using technology) to help connect with student learning through the assessment tools.

Rethink:

At this point I believe that distance education has been a very strong element to my teaching approach because I can use many applications to engage all students to learn; and likewise various technologies to capture assessment results.


Assessment examples:




④ ④

Penny


Front Back



A penny is .1 cent



Color the pennies:



Name _____ Date _____



Asking Questions







<p>WHO?</p> <p>rabbit bear</p>	<p>WHAT?</p> <p>bear pulled rabbits ears .</p>
<p>WHEN?</p>	<p>WHERE?</p> <p>in nature</p>
<p>WHY?</p>	<p>HOW?</p>

Five and Six

Draw the correct number of bananas for each chimpanzee.
Color the pictures with 6 bananas.



 <div style="text-align: right; border: 1px solid black; padding: 2px; width: 30px; margin-left: auto;">5</div>	 <div style="text-align: right; border: 1px solid black; padding: 2px; width: 30px; margin-left: auto;">6</div>
 <div style="text-align: right; border: 1px solid black; padding: 2px; width: 30px; margin-left: auto;">6</div>	 <div style="text-align: right; border: 1px solid black; padding: 2px; width: 30px; margin-left: auto;">5</div>
